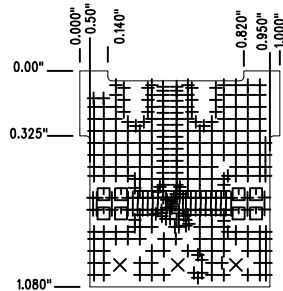
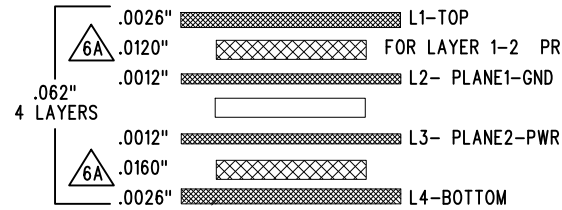


LAYER STRUCTURE



DRILL DRAWING LAYER
 LINEAR TECHNOLOGY
 DATE: 09-12-16
 DC2566A-2 LTC5553, LTC5552
 3-20 GHz PASSIVE MIXER

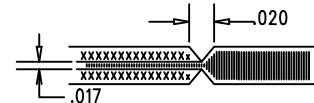
SIZE	QTY	SYM	PLATED	TOL
0.004	319	+	YES	+/-0.003
0.066	3	X	YES	+/-0.003
0.036	8	□	YES	+/-0.003

REVISION HISTORY

ECO	REV	DESCRIPTION	APP. ENG.	DATE
-	2	PRODUCTION	WESTON S.	09-12-16

NOTES: UNLESS OTHERWISE SPECIFIED

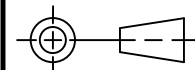
- FAB PER IPC-A-600.
- MATERIAL: FOR LAYER 1-2 PREPREG, ROGERS R04003C 0.012 1/1
 FOR LAYER 2-3-4 - ISOLA FR-370HR OR EQUIVALENT
 -FINISHED THICKNESS TO BE 0.062" +/- .005"
 -TOTAL OF 4 LAYERS WITH 2 OZ. CU ON THE OUTER LAYERS AND 1 OZ. CU ON THE INNER LAYERS.
 -FLAMMABILITY RATING: 94 V-0 MINIMUM.
- SIZE: CUT TO DIMENSIONS AND TOLERANCES SHOWN.
 0.00" ARE PRIMARY DATUMS.
- DRILLING: -DRILL HOLES PER SCHEDULE. PLATE THROUGH HOLES WITH COPPER, 0.001" THICK MIN.
 -ALL HOLE SIZES ARE SPECIFIED AFTER PLATING.
 -HOLE LOCATION TOLERANCES ARE +/-0.003" IN RELATION TO CENTER
- FINISH: -SMOBC USING LPI BOTH SIDES, COLOR GREEN.
 -GOLD IMMERSION BOTH SIDES.
 -FOR SILKSCREENS: USE WHITE NON-CONDUCTIVE INK.
- CONTROLLED 50 OHM +/-5% IMPEDANCE FOR LAYER 1-2
 TRACE WIDTH 20 MILS, GAP 8 MILS
- SUBJECT TO CHANGE BY MANUFACTURER, DEPENDING ON DIELECTRIC CONSTANT DEVIATIONS. PLEASE CONSULT LTC.
- DO NOT ALTER ARTWORK e.g. TO ADD LOGO OR DATE CODE.
 PAD SIZE CAN BE MODIFIED TO MEET END FINISH.
- PCBS ARE TO BE RoHS COMPLIANT.
- PERFORM SCORING PER ITEM "A".



10. LTC DESIGNED IMPEDANCE TEST COUPON REQUIRED!

UNLESS OTHERWISE SPECIFIED

DIMENSIONS ARE IN INCHES
 TOLERANCES:
 0.XX" = ±0.01"
 0.XXX" = ±0.005"
 INTERPRET DIM AND TOL
 PER ASME Y14.5M-1994
 THIRD ANGLE PROJECTION



APPROVALS

PCB DES.	AK
APP ENG.	WESTON S.
SCALE = NONE	



1630 MCCARTHY BLVD
 MILPITAS, CA 95035
 PH: (408)432-1900
 www.linear.com
 LTC CONFIDENTIAL-
 FOR CUSTOMER USE ONLY

TITLE: FABRICATION DRAWING

3-20 GHz PASSIVE MIXER

SIZE	IC NO.	LTC5553IUDB	REV
N/A	DEMO CIRCUIT	2566A	2
FILENAME:	DC2566A-2.PCB	SHT 1 OF 1	